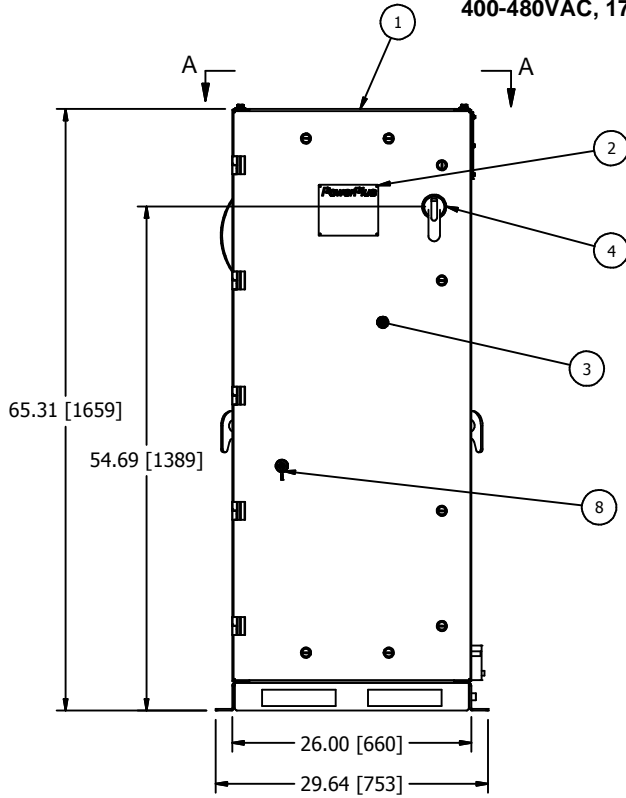


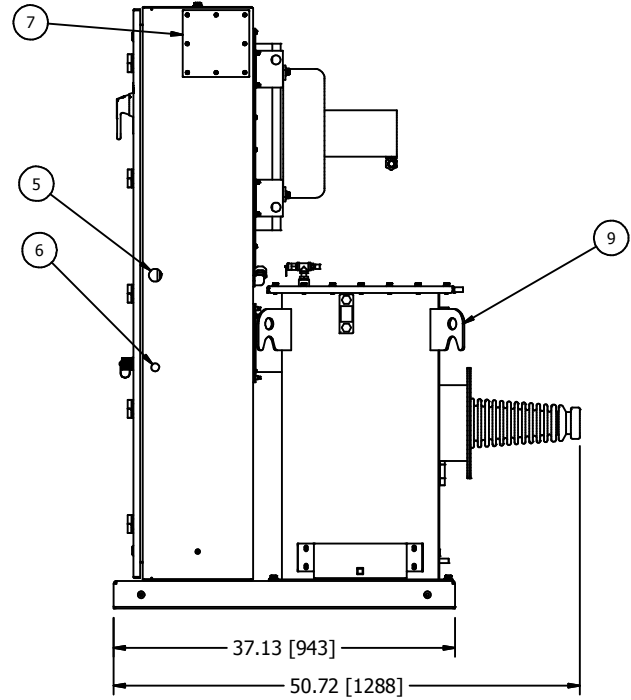
2

1

POWERPLUS SERIES 7
400-480VAC, 17 & 21kW, 70 & 83kV UNITS



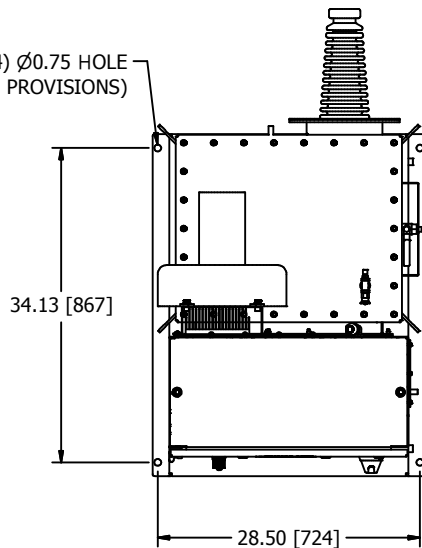
FRONT VIEW



SIDE VIEW

- ① POWERPLUS UNIT
- ② RATINGS NAMEPLATE, ALUMINUM PHOTO ETCHED.
- ③ SWITCHGEAR AND CONTROL SECTION WITH HINGED DOOR. ALLOW 27" [686] OF CLEARANCE FROM THIS FACE FOR DOOR SWING.
- ④ INPUT CIRCUIT BREAKER SWITCH HANDLE WITH INTERLOCK PROVISION INSIDE. FOR ACCEPTABLE INTERLOCKS SEE DWG C140616.
- ⑤ 1" [25.4] DIA. CONDUIT HOLE FOR 120V CONTROL WIRING.
- ⑥ 1/2" [12.7] DIA. CONDUIT HOLE FOR LOW VOLTAGE COMMUNICATION AND OPTIONAL TRANSDUCER CONDUIT.
- ⑦ GLAND PLATE FOR 3 PHASE POWER AND GROUND.
- ⑧ WEATHER TIGHT, RJ45 CONNECTOR FOR NWL HMI CONNECTION.
- ⑨ LIFTING HOOKS (4 PLACES).

(4) Ø0.75 HOLE
(MOUNTING PROVISIONS)



TOP VIEW

ELECTRICAL SPECIFICATIONS

kW	kVA	Input Voltage 3Ø, 50/60 Hz, ±10%	Output Current mADC	Output Voltage kVDC	Rated Input Current Amps	Circuit Breaker Rating Amps	Losses kW
17	19	400 - 480	245 / 205	70 / 83	28	40	1.23
21	23	400 - 480	300 / 255	70 / 83	35	50	1.75

Min. Ambient Temp.	Max. Avg. Ambient Temp. (24 hr)	Max. Ambient Temp.
-20°C	40°C	50°C for up to 4 hours over a 24 hour period

*NOTE: THE MAXIMUM INPUT CURRENT SHOWN IS BASED ON 400 VAC INPUT.

EXPORT CRATE DIMENSIONS: 60 (1524mm)L x 36 (915mm)W x 72 (1829mm)H.
EXPORT CRATE WEIGHT: 1300lbs (590kg).
MAXIMUM FLOOR LOADING: 200lbs/sq.ft (977kgs/sq.m).
DIELECTRIC FLUID VOLUME: 41gal (154L).
FINISH: ENAMEL, ASA 61, APPROX. RAL 7042.
TANK AND CONTROL ENCLOSURE RATED NEMA 4/IP56.

DATA SHEET: 480_21_83_S7

REVISION DATE: 01/29/18

APPROVED BY: RJK

ALL DIMENSIONS IN INCHES [mm]