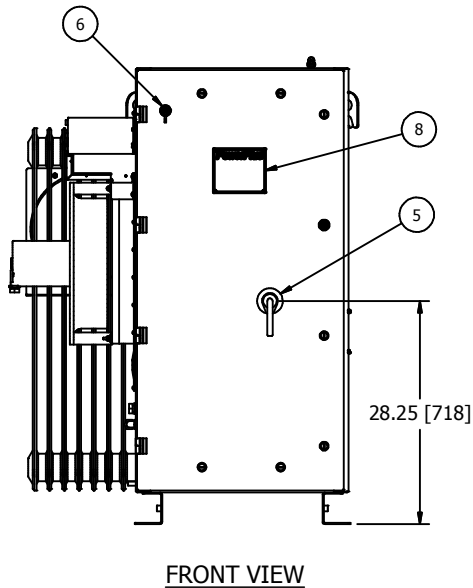
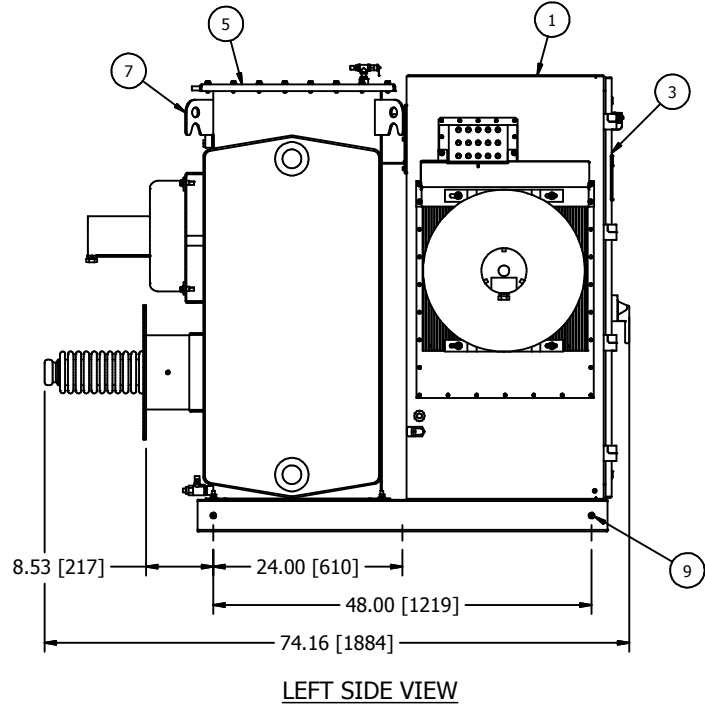
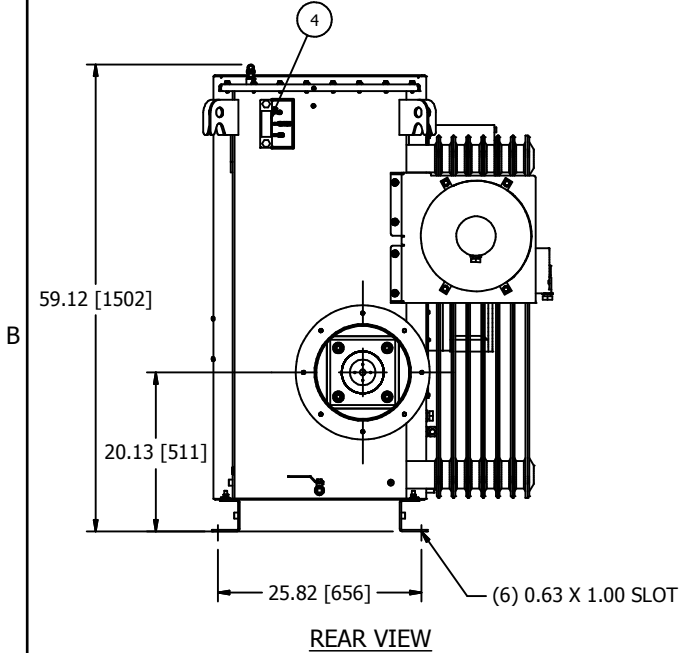


2

1



**POWERPLUS SERIES 7**  
**415VAC, 100kW, 70 & 83kV UNITS**



- ① POWERPLUS H.V. TANK AND BASE.
- ② POWERPLUS CONTROLLER UNIT.
- ③ ACCESS DOOR TO CIRCUIT BREAKER TERMINALS, FUSES AND 3 PHASE RECTIFIERS. ALLOW 27" [686] OF CLEARANCE FROM THIS FACE FOR DOOR SWING.
- ④ LIQUID LEVEL GAUGE AND TEMPERATURE GAUGE FOR OIL TANK.
- ⑤ INPUT CIRCUIT BREAKER SWITCH HANDLE WITH INTERLOCK PROVISION INSIDE. FOR ACCEPTABLE INTERLOCKS SEE DWG C140616.
- ⑥ WEATHER TIGHT, RJ45 CONNECTOR FOR NWL HMI CONNECTION.
- ⑦ LIFTING HOOKS (4 PLACES).
- ⑧ RATINGS NAMEPLATE, ALUMINUM PHOTO ETCHED.
- ⑨ EQUIPMENT SAFETY GROUND TERMINATION, 3/8-16 GROUND BOSS.

**ELECTRICAL SPECIFICATIONS**

| kW  | kVA | Input Voltage<br>3Ø, 50/60 Hz,<br>±10% | Output Current<br>mADC | Output<br>Voltage kVDC | Rated Input<br>Current Amps | Circuit Breaker<br>Rating Amps | Losses<br>kW |
|-----|-----|--|------------------------|------------------------|-----------------------------|--------------------------------|--------------|
| 100 | 112 | 415                                    | 1430 / 1205            | 70 / 83                | 155                         | 250                            | 6.1          |

| Min. Ambient Temp. | Max. Avg. Ambient Temp. (24 hr) | Max. Ambient Temp.                           |
|--------------------|---------------------------------|--|
| -20°C              | 40°C                            | 50°C for up to 4 hours over a 24 hour period |

EXPORT CRATE DIMENSIONS: 82 (2082mm)L x 52 (1321mm)W x 68 (1727mm)H.  
 EXPORT CRATE WEIGHT: 2220lbs (1007kg).  
 MAXIMUM FLOOR LOADING: 200lbs/sq.ft (977kgs/sq.m).  
 DIELECTRIC FLUID VOLUME: 100gal (379L).  
 FINISH: ENAMEL, ASA 61, APPROX. RAL 7042.  
 TANK AND CONTROL ENCLOSURE RATED NEMA 4/IP56.

DATA SHEET: 415\_100\_83\_S7

REVISION DATE: 01/29/18

ALL DIMENSIONS IN INCHES [mm]

APPROVED BY: RJK