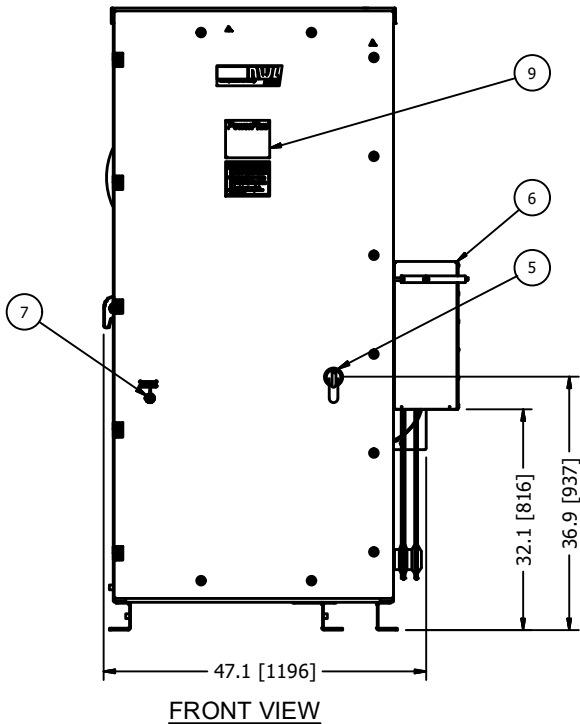
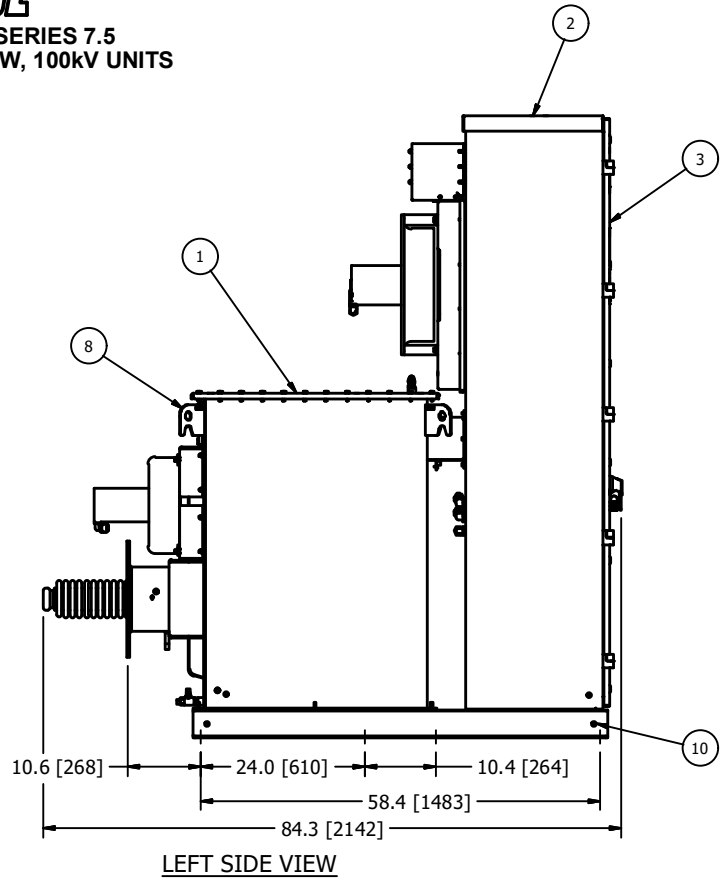
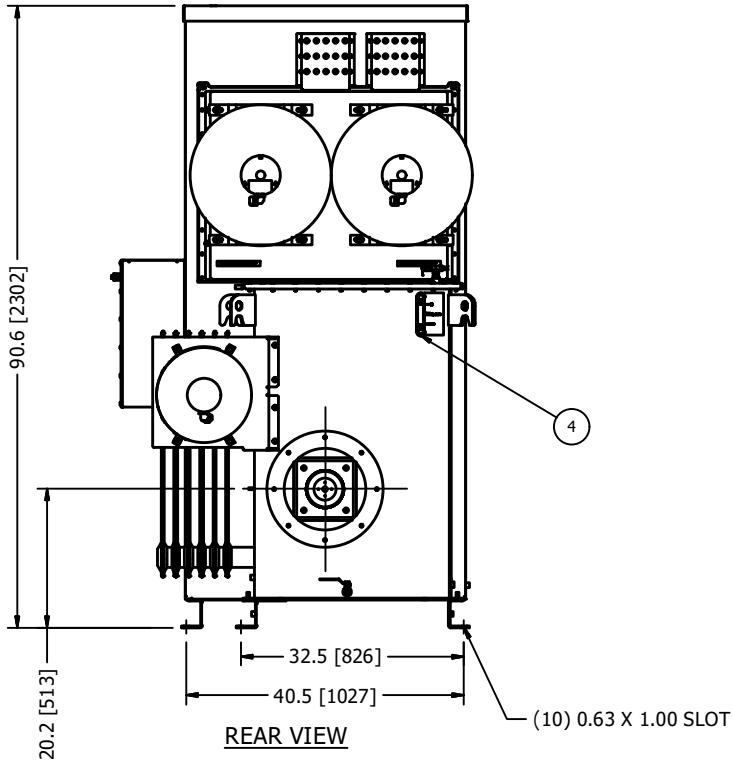


2

1

NWL**POWERPLUS SERIES 7.5
400VAC, 128 & 160kW, 100kV UNITS**

- ① POWERPLUS H.V. TANK
- ② POWERPLUS CONTROLLER UNIT.
- ③ ACCESS DOOR TO CIRCUIT BREAKER TERMINALS, FUSES AND 3 PHASE RECTIFIERS. ALLOW 42" [1067] OF CLEARANCE FROM THIS FACE FOR DOOR SWING.
- ④ LIQUID LEVEL GAUGE AND TEMPERATURE GAUGE FOR OIL TANK
- ⑤ INPUT CIRCUIT BREAKER SWITCH HANDLE WITH INTERLOCK PROVISION INSIDE. FOR ACCEPTABLE INTERLOCKS SEE DWG C140616.
- ⑥ AC INPUT ENTRY JUNCTION BOX.
- ⑦ WEATHER TIGHT, RJ45 CONNECTOR FOR NWL HMI CONNECTION.
- ⑧ LIFTING HOOKS (4 PLACES).
- ⑨ RATINGS NAMEPLATE, ALUMINUM PHOTO ETCHED.
- ⑩ EQUIPMENT SAFETY GROUND TERMINATION, 3/8-16 GROUND BOSS.

ELECTRICAL SPECIFICATIONS

kW	kVA	Input Voltage 3Ø, 50/60 Hz, ±10%	Output Current mADC	Output Voltage kVDC	Rated Input Current Amps	Circuit Breaker Rating Amps	Losses kW
128	143	400	1280	100	207	300	6.7
160	180	400	1600	100	257	400	8.5

Min. Ambient Temp.	Max. Avg. Ambient Temp. (24 hr)	Max. Ambient Temp.
-20°C	40°C	50°C for up to 4 hours over a 24 hour period

EXPORT CRATE DIMENSIONS: 92 (2337mm)L x 48 (1219mm)W x 96 (2438mm)H.
 EXPORT CRATE WEIGHT: 4100lbs (1860kg).
 MAXIMUM FLOOR LOADING: 250lbs/sq.ft (1221kgs/sq.m).
 DIELECTRIC FLUID VOLUME: 145 gal (549L).
 FINISH: ENAMEL, ASA 61, APPROX. RAL 7042.
 TANK AND CONTROL ENCLOSURE RATED NEMA 4/IP56.

DATA SHEET: 400_160_100_S7.5-A
 REVISION DATE: 08/19/20
 APPROVED BY: RJK

ALL DIMENSIONS IN INCHES [mm]